
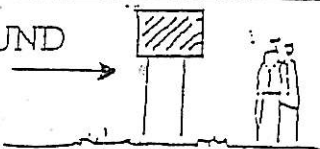
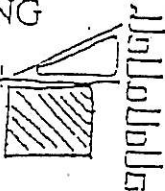
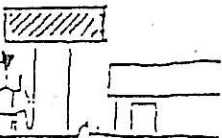
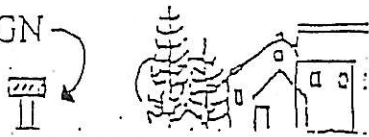


SECTION 4.070(a) SIGN CONSIDERATIONS AND STANDARDS AMENDED APRIL 12, 2001

SIGN TYPE	MAXIMUM AREA (SQ. FT.)	MAXIMUM HEIGHT (FEET)	STANDARDS
-----------	------------------------	-----------------------	-----------

PERMITTED SIGNS: PERMIT NEEDED, APPLY TO BUILDING INSPECTOR

<p>WALL SIGN</p> 	2 SQUARE FEET FOR EVERY FOOT OF FRONTAGE	WINDOW SILL OF SECOND FLOOR	<ul style="list-style-type: none"> * 6" MAXIMUM PROJECTION FROM WALLS * NOT TO EXCEED BEYOND END OF BUILDING * MATERIALS: WOOD, METAL, OR PLASTIC * ONE SIGN FOR EACH FRONT WITH ACCESS
<p>GROUND SIGN</p> 	30 SQUARE FEET PER SIGN	16 FEET	<ul style="list-style-type: none"> * MATERIALS: WOOD, METAL, OR PLASTIC * CAN BE DOUBLE FACED * LIMIT TWO SIGNS PER BUSINESS
<p>PROJECTING SIGN</p> 	8 SQUARE FEET	WINDOW SILL OF SECOND FLOOR	<ul style="list-style-type: none"> * MATERIALS: WOOD, METAL OR PLASTIC * SETBACK FROM CURB: 18" MINIMUM * CLEARANCE: 10' OVER WALK 15' OVER DRIVE
<p>MULTI-BUSINESS SIGN</p> 	SAME AS WALL SIGN OR 70 SQUARE FEET	WINDOW SILL OF SECOND FLOOR	<ul style="list-style-type: none"> * COULD BE WALL OR GROUND SIGN * LIMIT: ONE SIGN PER BUSINESS * MATERIALS: WOOD, METAL, OR PLASTIC
<p>OFF PREMISE SIGN</p> 	3 SQUARE FEET		<ul style="list-style-type: none"> * 1' BY 3' STANDARD SIZE * MATERIALS: WOOD, METAL, OR PLASTIC

EXEMPTED SIGNS: NO PERMIT REQUIRED

TEMPORARY SIGN			* 30 DAY MAXIMUM PERIOD PER YEAR
REAL ESTATE	8 SQUARE FEET		* LOCATED ON PROPERTY FOR SALE
PUBLIC TRAFFIC & DIRECTIONAL			* RAILROAD CROSSINGS, ECT.
MEMORIAL SIGNS			* MATERIALS: WOOD, METAL, OR PLASTIC
PROFESSIONAL/ HOME OCCUPATION NAME PLATES	4 SQUARE FEET		
SUPPLEMENTAL INFORMATION	2 SQUARE FEET		<ul style="list-style-type: none"> * PUBLIC INFORMATION E.G. EXIT, ENTRANCE, NO PARKING, PARKING FOR CUSTOMERS ONLY * MATERIALS: WOOD, METAL OR PLASTIC
CONSTRUCTION			* DENOTING ARCHITECT OR ENGINEER